

Fire Water Flow Data Recording and Reporting On Appliance Information & Web-Based Data Access

The Ultimate Solution to Water Management, Safety and Environmental issues

Fitting TSI Flowmeters to fire appliances significantly improves the efficiency of use of the No. 1 fire fighting resource - water. Innovative Fire Services throughout the UK are using TSI Flowmeters to help monitor and control their water usage, reduce their carbon footprint and improve the working environment of their fire fighters as well as reduce costs.

Nottingham FRS Water Delivered onto Fires


Month	Volume(L)
April	230,753
May	475,124
June	322,111
July	532,831
Total	1,560,819

Monthly Water Usage Report

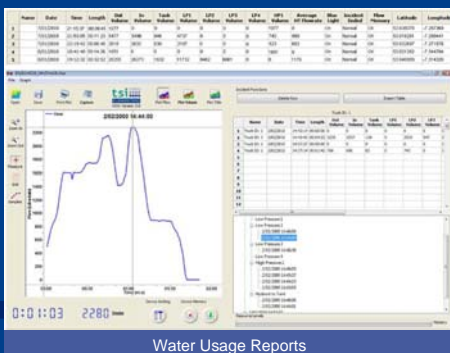
Summary Reports by

- Month
- Appliance
- Station
- Large Incidents

Detailed incident water usage Information also available



- Water Usage Reports
- Improve Environmental Outcomes
- Improve Firefighters Safety
- Complete Incident Water Usage Information
- On-Appliance Water Availability & Usage Information
- Web-Based Water Usage Access
- Real-time Delivery of Water Usage Information to ICU
- Custom Reporting and link to other Data



Water Usage Reports



Total In Total Out



Flowmeters in Pump Bay of Nottingham Fire & Rescue Service Appliance

24 Rockdale, Mountrath Road, Portlaoise, Co. Laois, Ireland

t: +353 (0)87 235 2107 | f: +353 (0)57 866 3852 | e: info@tsi.ie

BENEFITS

- Improved Efficiency
- Improved Safety
- Improved Environmental Outcomes
- Reduce Carbon Footprint
- Complete Incident Water Usage Data
- Environmental Impact Reporting
- Real-time Incident Management Information

Pump Bay Water Flow Information

Individual flow readouts, are provided to enable the pump operator to control each outlet.

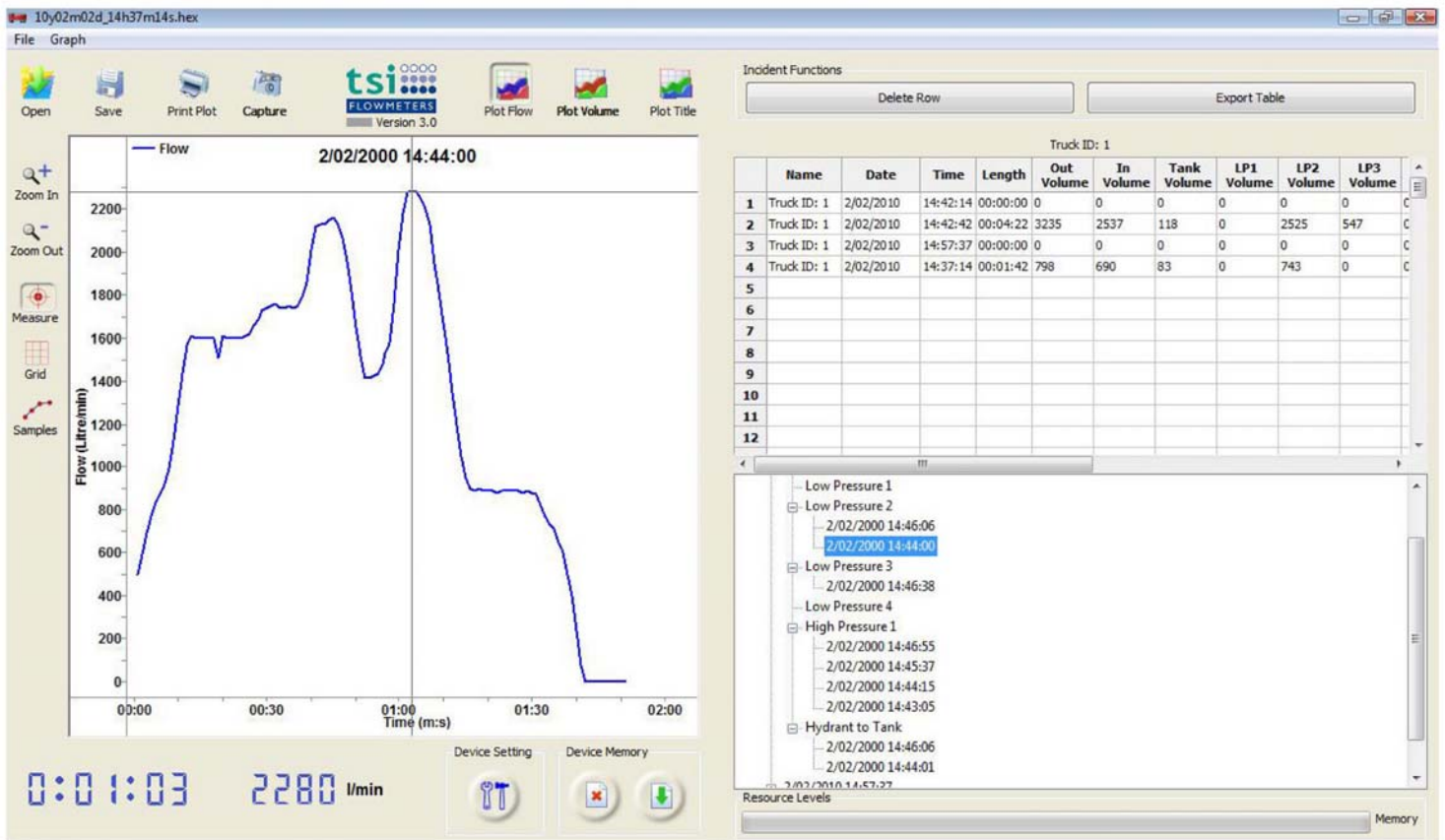
Total Flow In and Total Flow Out are shown on gauges in the pump bay, enabling the pump operator to balance total flow out against incoming supply.



East Sussex Fire and Rescue Service Pump Bay

Powerful Web Based Water Usage Data Access & Reporting. Providing Detailed Information and Summary Reports

	Name	Date	Time	Length	Out Volume	In Volume	Tank Volume	LP1 Volume	LP2 Volume	LP3 Volume	LP4 Volume	HP1 Volume	Average HT Flowrate	Blue Light	Incident Ended	Flow Memory	Latitude	Longitude
1		7/01/2010	21:15:37	00:09:45	1077	0	0	0	0	0	0	1077	0	On	Normal	OK	53.036078	-7.287369
2		7/01/2010	21:53:05	00:11:23	5477	5496	946	4737	0	0	0	740	950	On	Normal	OK	53.016281	-7.298441
3		7/01/2010	22:19:42	00:06:40	2618	2630	530	2107	0	0	0	523	652	On	Normal	OK	53.032697	-7.271576
4		8/01/2010	18:41:40	00:14:26	1851	0	0	0	0	0	0	1651	0	On	Normal	OK	53.021392	-7.344704
5		8/01/2010	19:12:32	00:32:52	26255	26273	1632	11732	8462	6061	0	0	1176	On	Normal	OK	53.046889	-7.314320



Water Flow Data Recording & Reporting

Data Logger DL600 Art No 033-020

- Dimensions: 340(L) x 155 (W) x 60 (H) mm
- Power: Appliance Battery (12 - 32Vdc) - 200mA
- Protection: IP65

LED Readout Art No 033-030

- Power: Appliance Battery (12 - 32Vdc) - 60mA
- Protection: IP65

GPRS modem with GPS Art No 033-040

- Power: Appliance Battery (12 - 32Vdc) - 80mA - 220mA typical (Peak 1A)
- Protection: IP65 enclosure

Database & Reporting Software Art No 033-110

- Powerful Web Based Data Access & Reporting

System Overview

